



### District Report Card: 2017


|                         |                           |
|-------------------------|---------------------------|
| <b>State:</b> Telangana | <b>District:</b> Siddipet |
| <b>Class:</b> 3         | <b>Subject:</b> Language  |
| <b>Schools:</b> 61      | <b>Students:</b> 854      |


### Participation/Coverage


#### Students

| <b>GENDER</b><br> | Boys   |       | Girls  |       |
|--|--------|-------|--------|-------|
|  | Number | %     | Number | %     |
|  | 388    | 45.43 | 466    | 54.57 |

| <b>AREA</b><br> | Rural  |       | Urban  |      |
|---|--------|-------|--------|------|
|   | Number | %     | Number | %    |
|   | 790    | 92.51 | 64     | 7.49 |

| <b>CATEGORY</b><br> | SC     |       | ST     |      | OBC    |       | GEN    |      |
|--|--------|-------|--------|------|--------|-------|--------|------|
|  | Number | %     | Number | %    | Number | %     | Number | %    |
|  | 192    | 22.48 | 23     | 2.69 | 611    | 71.55 | 28     | 3.28 |

| <b>CWSN</b><br> | LD | VI | HI | S&LD | ID | Oth |
|--|----|----|----|------|----|-----|
|  | 1  | 2  | 0  | 8    | 7  | 1   |

| <b>Management</b><br> | Government |        | Government-aided |      |
|--|------------|--------|------------------|------|
|  | Number     | %      | Number           | %    |
|  | 854        | 100.00 | 0                | 0.00 |

### Average Performance of Students in Language (%)

| Overall | Gender |        | Area  |       | Management |       | Social Group |       |       |       |
|---------|--------|--------|-------|-------|------------|-------|--------------|-------|-------|-------|
|         | Male   | Female | Rural | Urban | Govt.      | Aided | SC           | ST    | OBC   | GEN   |
| 76.66   | 76.96  | 76.41  | 76.05 | 84.17 | 76.66      | 0.00  | 74.55        | 73.33 | 77.00 | 86.43 |

## Performance on Learning Outcomes (LOs)

| Learning Outcomes | Description   | Average Performance(%) |
|-------------------|---|------------------------|
| L304              | Reads small texts with comprehension i.e., identifies main ideas, details, sequence and draws conclusions | 75.67                  |
| L312              | Reads printed scripts on the classroom walls: poems, posters, charts etc.                                 | 78.64                  |

| Range of Performance of Students who Answered Correctly |      |           |      |           |       |           |       |
|---|------|-----------|------|-----------|-------|-----------|-------|
| Below 30%   |      | 30% - 50% |      | 50% - 75% |       | Above 75% |       |
| Number  | %    | Number    | %    | Number    | %     | Number    | %     |
| 33  | 3.86 | 65        | 7.61 | 258       | 30.21 | 498       | 58.31 |

## Lowest Performing Learning Outcomes (LOs)

- 1 - Reads small texts with comprehension i.e., identifies main ideas, details, sequence and draws conclusions (75.67)
- 2 - Reads printed scripts on the classroom walls: poems, posters, charts etc. (78.64)